


CONSOLIDATED ANNUAL REPORT OF INCOME
For the Year Ending December 31, 2010
(In Pesos)

Department of Education
Agency/OU: Central Office and Regional Offices

Fund: General Fund (101)


| CLASSIFICATION/SOURCE OF INCOME (1) | ACTUAL INCOME COLLECTIONS FOR THE QUARTER | | | | | CUMULATIVE INCOME COLLECTIONS TO DATE (7) | CUMULATIVE INCOME DEPOSITED WITH BTR (8) | REMARKS (9) |
|--|---|----------------------|----------------------|----------------------|------------------------------|---|--|--------------------------------|
| | 1st QUARTER (2) | 2nd QUARTER (3) | 3rd QUARTER (4) | 4th QUARTER (5) | TOTAL (6)=(2)+(3)+(4)+(5) | | | |
| GENERAL FUND | | | | | | | | |
| A.) TAX | | | | | | | | |
| B.) NON - TAX | | | | | | | | |
| Permit Fees | 527,370.00 | 1,889,185.45 | 1,950,900.36 | 1,972,799.09 | 6,340,254.90 | 6,340,254.90 | 6,340,254.90 | |
| Affiliation Fees | 3,000.00 | 3,000.00 | 2,000.00 | 3,000.00 | 11,000.00 | 11,000.00 | 11,000.00 | |
| Authentication Fees | 1,407,817.39 | 1,595,672.97 | 181,510.00 | 2,992,653.61 | 6,177,653.97 | 6,177,653.97 | 6,177,653.97 | |
| Bid Documents | - | 8,000.00 | 127,500.00 | 15,000.00 | 150,500.00 | 150,500.00 | 150,500.00 | |
| Clearance/Certification Fees | 44,192.25 | 26,187.25 | 10,587.75 | 7,872.75 | 88,840.00 | 88,840.00 | 88,705.00 | |
| Comprehensive Exam Fees | 294,100.00 | 8,500.00 | - | - | 302,600.00 | 302,600.00 | - | Balances deposited on Jan 2011 |
| Diploma/Graduation Fees | 1,298.00 | - | - | - | 1,298.00 | 1,298.00 | 1,298.00 | |
| Evaluation / Grade Placement Fees | - | - | - | - | - | - | - | |
| Fines and Penalties | - | - | - | - | - | - | - | |
| Inspection Fees | 447,500.00 | 694,650.00 | 1,862,500.00 | 430,500.00 | 3,435,150.00 | 3,435,150.00 | 3,435,150.00 | |
| Interest Income | - | 94,567.77 | - | 3,305,384.17 | 3,399,951.94 | 3,399,951.94 | 3,399,951.94 | |
| Laboratory Fees | - | - | - | - | - | - | - | |
| Library Fees | 4,385.00 | 1,250.00 | 425.00 | 875.00 | 6,935.00 | 6,935.00 | 3,710.00 | Balances deposited on Jan 2011 |
| Lost Books | - | - | - | 137,595.15 | 137,595.15 | 137,595.15 | 137,595.15 | |
| Miscellaneous Income | 61,744.83 | 814,605.00 | 705,122.32 | 2,704,218.67 | 4,285,690.82 | 4,285,690.82 | 4,285,690.82 | |
| Other Fees and Penalties | 46,542.87 | 35,572.95 | 21,318.75 | 606,612.95 | 710,047.52 | 710,047.52 | 710,047.52 | |
| Other Permits & Licenses | - | - | - | - | - | - | - | |
| Other Service Income | 2,479,866.74 | 3,895,433.37 | 2,272,920.93 | 3,430,858.07 | 12,079,079.11 | 12,079,079.11 | 9,531,112.26 | Balances deposited on Jan 2011 |
| Proceeds from sale of Scrap materials | - | - | - | 3,720.00 | 3,720.00 | 3,720.00 | 3,720.00 | |
| Rent Income | 501,426.34 | 132,735.12 | 79,979.32 | 546,458.64 | 1,260,599.42 | 1,260,599.42 | 1,260,599.42 | |
| School Bonds | - | - | - | 145,752.56 | 145,752.56 | 145,752.56 | 145,752.56 | |
| Seminar Fees | 6,122,662.50 | 3,415,562.50 | 53,892,745.00 | 3,685,793.35 | 67,116,763.35 | 67,116,763.35 | 63,203,343.35 | Balances deposited on Jan 2011 |
| Service Income | 58,580.00 | 62,570.00 | 57,560.00 | 1,162,876.67 | 1,341,586.67 | 1,341,586.67 | 1,341,586.67 | |
| Transcript of Record | - | - | - | - | - | - | - | |
| Tuition Fees | - | - | - | - | - | - | - | |
| TOTAL | 12,000,485.92 | 12,677,492.38 | 61,165,069.43 | 21,151,970.68 | 106,995,018.41 | 106,995,018.41 | 100,227,671.56 | |

Certified Correct:


MA. RHUNNA L. CATALAN

Chief Accountant

Approved by:


ARMANDO C RUIZ

Chief Administrative Officer
OIC, Office of the Assistant Secretary
for Finance and Management Service

CONSOLIDATED ANNUAL REPORT OF INCOME
For the Year Ending December 31, 2010
(In Pesos)

Department of Education
Agency/OU: Central Office and Regional Offices


Fund: General Fund (101)

| CLASSIFICATION/SOURCE OF INCOME (1) | ACTUAL INCOME COLLECTIONS FOR THE QUARTER | | | | | CUMULATIVE INCOME COLLECTIONS TO | CUMULATIVE INCOME DEPOSITED WITH BTR (8) | REMARKS (9) |
|--|---|----------------------|----------------------|----------------------|------------------------------|--|--|--|
| | 1st QUARTER (2) | 2nd QUARTER (3) | 3rd QUARTER (4) | 4th QUARTER (5) | TOTAL (6)=(2)+(3)+(4)+(5) | | | |
| GENERAL FUND | | | | | | | | |
| A.) TAX | | | | | | | | |
| B.) NON - TAX | | | | | | | | |
| REGION I | 2,862,210.00 | 6,130,692.84 | 3,338,012.44 | 5,975,134.97 | 18,306,050.25 | 18,306,050.25 | 18,306,050.25 | Balances deposited on Jan 2011 |
| REGION II | 3,063,575.00 | 1,301,250.00 | 1,071,125.00 | 215,895.00 | 5,651,845.00 | 5,651,845.00 | 708,000.00 | |
| REGION III | 3,710.00 | 16,530.00 | 1,228,000.00 | 112,975.50 | 1,361,215.50 | 1,361,215.50 | 1,361,215.50 | |
| REGION IV-A | - | - | - | - | - | - | - | |
| REGION IV-B | - | - | - | 228,000.00 | 228,000.00 | 228,000.00 | 228,000.00 | |
| REGION V | - | - | - | 980,393.05 | 980,393.05 | 980,393.05 | 980,393.05 | |
| REGION VI | 87,160.00 | 184,129.00 | 202,730.00 | 145,480.00 | 619,499.00 | 619,499.00 | 619,499.00 | |
| REGION VII | 335,398.44 | 326,880.00 | 325,325.00 | 325,325.00 | 1,312,928.44 | 1,312,928.44 | 1,312,928.44 | |
| REGION VIII | 2,557,762.96 | 2,557,762.96 | 3,413,009.09 | 3,413,009.09 | 11,941,544.10 | 11,941,544.10 | 11,941,544.10 | |
| REGION IX | 32,000.00 | 32,000.00 | 32,000.00 | 32,000.00 | 128,000.00 | 128,000.00 | 128,000.00 | |
| REGION X | 37,930.00 | 262,000.00 | 149,722.25 | 1,315,940.75 | 1,765,593.00 | 1,765,593.00 | 1,765,593.00 | |
| REGION XI | 122,330.00 | 208,700.00 | 247,950.00 | 824,503.53 | 1,403,483.53 | 1,403,483.53 | 1,403,483.53 | |
| REGION XII | 68,292.87 | 128,760.01 | 299,328.00 | 185,553.00 | 681,933.88 | 681,933.88 | 681,933.88 | |
| CARAGA | 15,120.00 | 5,040.00 | 22,680.00 | 22,680.00 | 65,520.00 | 65,520.00 | 65,520.00 | |
| CAR | 58,580.00 | 62,570.00 | 57,560.00 | 63,000.00 | 241,710.00 | 241,710.00 | 241,710.00 | |
| NCR | 559,194.83 | 1,130,454.66 | 288,709.80 | 5,093,045.21 | 7,071,404.50 | 7,071,404.50 | 5,247,902.65 | Deposited to AGDB and other Balances deposited on Jan. 2011 |
| CENTRAL OFFICE | 2,197,221.82 | 330,722.91 | 50,488,917.85 | 2,219,035.58 | 55,235,898.16 | 55,235,898.16 | 55,235,898.16 | |
| TOTAL | 12,000,485.92 | 12,677,492.38 | 61,165,069.43 | 21,151,970.68 | 106,995,018.41 | 106,995,018.41 | 100,227,671.56 | |

Certified Correct:


MA. RHUNNA L. CATALAN
Chief Accountant

Approved by:


ARMANDO C RUIZ
Chief Administrative Officer
OIC, Office of the Assistant Secretary
for Finance and Management Service