



Republic of the Philippines
Department of Education

30 July 2024

VIVIEN V. LABASTILLA

Director for Budget and Management Bureau-F
Department of Budget and Management
4/F, Boncodin Hall, Gen. Solano St.
San Miguel, Manila

Dear **Director Labastilla**,

We are pleased to submit the **Budget Accountability Report No. 1 (BAR No.1)**, titled **FY 2024 Quarterly Physical Report of Operation**, which covers this Department's accomplishments for the quarter ending **30 June 2024**.

For queries or clarifications regarding this matter, your Office may contact **Mr. Ramil D. Chua** of the Planning Service - Programming and Planning Division at telephone numbers (02) 8633-72-16 and (02) 8638-86-34 or through **ps.ppd@deped.gov.ph**.

Thank you for your continued support in the education sector.

Sincerely,



MARY JANE B. FELICIANO

Chief, Planning and Programming Division
Officer-in-Charge
Planning Service-Office of the Director

Encl: As stated,

cc: **Undersecretary Annalyn M. Sevilla**
Undersecretary for Finance

Resty C. Osias

Director IV
BHROD, DepEd

Jason V. Mercene

Supervising Administrative Officer
OIC, Public Affairs Service, DepEd

Auditor Imelda G. Celso

State Auditor V
Supervising Auditor, COA-DepEd

FY 2024 PHYSICAL ACCOMPLISHMENT REPORT
As of June 30, 2024

Department : DEPARTMENT OF EDUCATION
 Agency : Office of the Secretary
 Operating Unit : Central Office
 Organization Code (UACS) : 070010100000




Organizational Outcomes / Performance Indicators	FY 2024 GAA TARGETS	FY 2024 REVISED TARGETS	Physical Targets					Physical Accomplishment			Variance (Accomplishment - Target)	Remarks (Q2)
			1st Quarter	2nd Quarter	3rd Quarter	4th Quarter	Total	1st Quarter	2nd Quarter	Total		
(1)	(2)	(3)	(4)	(5)	(6)	(7)	(8 = 4+5+6+7)	(9)	(10)	(11 = 9 + 10)	(12 = 11-2)	(13)
Access of every Filipino to an enhanced basic education program enabling them to prepare for further education and the world of work achieved												
EDUCATION POLICY DEVELOPMENT PROGRAM												
Outcome Indicators												
1. Percentage of completed education researches used for policy development	100%					100%	100%				-100%	
	560					560	560				-560	Targeted to be accomplished in the second semester of the year.
2. Percentage of satisfactory feedback from clients on issued policies	78%					78%	78%	84%				Data will be available at the end of the year.
Output Indicators												
1. Number of policies formulated, reviewed, and issued	52					52	52	4	4	8	-44	The number of policies formulated, reviewed, and issued are need-based and dependent on the submission of CO Offices. Please see "Annex A" for the List of DepEd Issued Policies.
2. Number of education researches completed			193	232	232	675	1,332	576	332	908	-424	
i. FY 2024 Fund (Current)	560					560	560	0	72	72	-488	For FY 2024, many regional offices are still in the process of evaluating proposals for funding. Few regions have commenced the implementation of their research, while three (3) regions have reported completed research as of June 30, 2024.
ii. FY 2023 Fund (Continuing) (Remaining Balance)		772	193	232	232	115	772	576	260	836	64	In the second quarter, the revised target of 772 education researches has already been completed, with an overachievement of 64 researches. This accomplishment is attributed to the high number of action researches granted under the Basic Education Research Fund, which entails lower unit cost than the maximum grant. Please see "Annex C" for the regional breakdown of FY 2023 Continuing Researches.
3. Number of proposed policies reviewed	85					85	85	20	11	31	-54	The proposed policies reviewed rely on submissions from the different offices in the Department of Education-Central Office. In the second quarter, an addition of 11 policies were proposed for review. Please see "Annex B" for the List of Proposed Policies Reviewed for more details.
BASIC EDUCATION INPUTS PROGRAM												
Outcome Indicators												
1. Percentage of public schools meeting the standard ratio for teachers												
a. Elementary	99%					99%	99%					Targeted to be achieved and reported on or before the end of the year.
	36,791					36,791	36,791					
b. Junior High School	94%					94%	94%					Targeted to be achieved and reported on or before the end of the year.
	8,677					8,677	8,677					
c. Senior High School	96%					96%	96%					Targeted to be achieved and reported on or before the end of the year.
	6,569					6,569	6,569					

Organizational Outcomes / Performance Indicators	FY 2024 GAA TARGETS	FY 2024 REVISED TARGETS	Physical Targets					Physical Accomplishment			Variance (Accomplishment - Target)	Remarks (Q2)
			1st Quarter	2nd Quarter	3rd Quarter	4th Quarter	Total	1st Quarter	2nd Quarter	Total		
(1)	(2)	(3)	(4)	(5)	(6)	(7)	(8 = 4+5+6+7)	(9)	(10)	(11 = 9 + 10)	(12 = 11-2)	(13)
2. Percentage of public schools meeting the standard ratio for classrooms												
a. Grades 1-10	60%					60%	60%					Targeted to be achieved and reported on or before the end of the year.
	28,538 / 47,419					28,538 / 47,419	28,538/47,419					
b. Senior High School	67%					67%	67%					Targeted to be achieved and reported on or before the end of the year.
	5,058 / 7,573					5,058 / 7,573	5,058/7,573					
3. Percentage of public schools provided with Information and Communications Technology (ICT) package												
a. Elementary	58% schools with electricity					58%	58%					Targeted to be achieved and reported on or before the end of the year.
	19,109 / 32,800					19,109 / 32,800	19,109 / 32,800					
b. Junior High School	100% schools with electricity					100%	100%					Targeted to be achieved and reported on or before the end of the year.
	8,375 / 8,375					8,375 / 8,375	8,375 / 8,375					
c. Senior High School	100% schools with electricity					100%	100%					Targeted to be achieved and reported on or before the end of the year.
	6,164 / 6,164					6,164 / 6,164	6,164 / 6,164					
Output Indicators												
1. New classrooms constructed:												
a. No. of new classrooms constructed			1,923	3,601	4,291	2,630	12,445	703	433	1,136	-11,309	
i. FY 2024 Fund (PhP 17B GAA)		5,004		1,000	2,251	1,753	5,004	0		0	-5,004	There is undergoing resolution concerning the DepEd and DPWH Memorandum of Agreement on projects requiring modification, hence, the delay on the procurement of projects.
		1,628										
ii. FY 2024 Fund (PhP 5B)		1,802		452	720	630	1,802	0	0	0	-1,628	Currently, there are 498 ongoing classroom construction, 1,650 classrooms not yet constructed. The remaining targets are for procurement.
iii. Spill-over Funds (FY 2021 to FY 2023)			1,923	2,149	1,320	247	5,639	703	433	1,136	-4,503	From the 2021 to 2023 funded projects, 3,991 classrooms are under construction, while 512 are still undergoing procurement.
b. No. of new classrooms on-going construction	3,943		1,127	3,263	2,628	2,564	9,582	5,005	4,489	9,494	5,551	
i. FY 2024 Fund	3,943			1,008	1,500	1,435	3,943	0	498	498	-3,445	The revised target in the second quarter is the corrected breakdown of the targets per quarter given the assessment that there are projects that will commence construction in the second quarter.
ii. Spill-over Funds (FY 2022 to FY 2023)			1,127	2,255	1,128	1,129	5,639	5,005	3,991	8,996	3,357	Given the validation of data, the 3rd quarter target was revised from 1,129 to 1,128. Furthermore, there are 3,991 ongoing classroom constructions.
c. Textbooks and Instructional/Learning Materials												
c.1 No. of textbooks and Instructional/ learning materials procured for printing and delivery	71,407,893		0	0	416,456	70,991,437	71,407,893	0	0	0	-71,407,893	
i. FY 2024 Fund	71,407,893	67,063,778	0	0	416,456	70,991,437	71,407,893	0	24,342,552	0	-71,407,893	As of the 2nd quarter, there are 98 successful bids out of 140 lots, with 30 undergoing post-qualification. Additionally, the remaining 12 lots are pending, awaiting the results of the post-qualification process. For the 1st wave (40 lots), and 2nd wave (20 lots) contracts are already obligated. The 3rd wave (38 lots) is in the pre-bid stage for the signature of contracts and Notice to Proceed (NTP) on June 24, 2024. The 4th wave (30 lots) is undergoing post-qualification as of July 12, 2024, with the 5th wave pending results. In terms of the revised target, this is due to the the latest enrollment for SY 2023-2024..

Organizational Outcomes / Performance Indicators	FY 2024 GAA TARGETS	FY 2024 REVISED TARGETS	Physical Targets					Physical Accomplishment			Variance (Accomplishment - Target)	Remarks (Q2)
			1st Quarter	2nd Quarter	3rd Quarter	4th Quarter	Total	1st Quarter	2nd Quarter	Total		
(1)	(2)	(3)	(4)	(5)	(6)	(7)	(8 = 4+5+6+7)	(9)	(10)	(11 = 9 + 10)	(12 = 11-2)	(13)
ii. FY 2023 Fund			3,658,653		2,500		3,661,153	0	2,500	2,500	-3,658,653	For the delivery of LRs targeted in the 1st quarter, the procurement of the hauling services is already ongoing. Furthermore, for the delivery of LRs and assistive electronic tools, the contract and NTP have been signed. As of June 30, 2024, the ORS is for issuance and the pre-delivery inspection is slated in August 2024.
2. Number of equipment procured for distribution:									0		0	
a.1 Science and Math (pieces) procured for distribution	3,299,748		11,515,915	604,882	0	0	12,120,797	7,450,445	0	7,450,445	4,150,697	
i. FY 2024 Fund	3,299,748	11,515,915	11,515,915	0	0	0	11,515,915	7,450,445	0	7,450,445	-4,065,470	Due to successful early procurement, 13 out of 14 lots were issued Notice to Proceed (NTP) and received on May 6, 2024, with a total quantity of 7,450,445 SME pieces. Moreover, the remaining 1 lot for rebidding was approved on June 25, 2024 and received Authority to Procure on July 8, 2024. Funds for the 1,689,470 SME pieces were also disbursed at the Regional Offices' level in May 2024.
ii. FY 2023 Fund				604,882			604,882	0	218,926	218,926	-385,956	As of May 31, 2024, there was a reported 58% obligation and 77% disbursement rate, corresponding to 218,926 SME pieces procured and delivered. The Bureau of Learning Resources-Cebu (BLR-Cebu) received and granted requests from SDOs to adjust the quantity of SME pieces to be procured based on market analysis conducted in their locality. This adjustment is pursuant to the provision in DepEd Order No. 20, s. 2021, which gives them flexibility to adjust, provided that it is approved by BLR.
b.1 Technical and Vocational Livelihood (pieces) procured for distribution	1,162,865		383,895	1,141,781	0	0	1,525,676	32,964	204,373	237,337	-925,528	
i. FY 2024 Fund	1,162,865		21,084	1,141,781	0	0	1,162,865	0	0	0	-1,162,865	The first pre-procurement meeting was conducted on June 6, 2024, for the 21,084 Technical and Vocational Livelihood (TVL) pieces. However, the underachievement is due to the rescheduling of the second pre-procurement meeting, which is necessary because of the revision of technical specifications and unit costs requested by the Bids and Awards Committee (BAC). Meanwhile, funds for the procurement of 1,141,781 TVL pieces were disbursed to the Regional Offices in May 2024, and preparation of procurement documents is ongoing.
ii. FY 2023 Fund			362,811	0	0	0	362,811	32,964	204,373	237,337	-125,474	
a. CO Procurement			646				646	0	0	0	-646	The 646 Learning Tools and Equipment (LTE)-TVL are under procurement activities. Also, evaluation of samples was conducted on June 27, 2024.
b. SDO Procurement (Downloading)			362,165				362,165	32,964	204,373	237,337	-124,828	The target for the 1st Quarter has been adjusted from 356,594 to 362,165 TVL pieces. Initially, out of the original total target of 429,619 TVL pieces, 67,454 pieces were procured and delivered in the 4th Quarter of 2023. Therefore, the correct remaining balance is 362,165 TVL pieces. Additionally, the 1st Quarter accomplishment has been revised from 100,418 to 32,964 TVL pieces. This adjustment is because the difference of 67,454 pieces was already reported in the 4th Quarter BAR-1 of 2023.

Organizational Outcomes / Performance Indicators	FY 2024 GAA TARGETS	FY 2024 REVISED TARGETS	Physical Targets					Physical Accomplishment			Variance (Accomplishment - Target)	Remarks (Q2)
			1st Quarter	2nd Quarter	3rd Quarter	4th Quarter	Total	1st Quarter	2nd Quarter	Total		
(1)	(2)	(3)	(4)	(5)	(6)	(7)	(8 = 4+5+6+7)	(9)	(10)	(11 = 9 + 10)	(12 = 11-2)	(13)
c.1 ICT packages (procured for distribution)	18,130		0	44,638	0	0	44,638	0	0	44,638	0	
i. FY 2024 Fund	18,130	17,946		17,946	0	0	17,946	0	17,946	17,946	-184	The FY 2024 e-Learning Cart and Smart TV packages were procured in May 2024, with targeted delivery starting in the 3rd quarter and completing by the end of the year (4th quarter). Meanwhile, issuance of the Notice to Proceed for the Laptops of teachers will begin in the 3rd week of June, with targeted delivery starting in the 3rd quarter (August) and continuing through the end of the year.
ii. FY 2023 Fund				26,692			26,692	0	26,692	26,692	0	The distribution is targeted to commence in the 3rd quarter and will be fully completed by the fourth quarter of FY 2024.
3. Number of newly-created teaching positions filled up	20,000		0	0	10,000	10,000	20,000	0	0	0	0	
a. No. of Teaching Items Created	20,000	22,323	0	22,323	-	-	22,323	0	22,323	22,323	2,323	The request for the creation of items was approved effective May 31, 2024, by the Department of Budget and Management.
i. FY 2024 Fund	20,000	22,323	0	22,323	0	0	22,323		22,323	22,323	2,323	The revised FY 2024 targets are due to the creation of Teacher I items for Senior High Schools instead of the original proposal of teacher II positions. This adjustment is to address the lacking of qualified applicants in Senior High School.
b. No. of Teaching Items Filled-up			4,780	0	10,000	10,000	24,780	2,115	704	2,819	-21,961	
i. FY 2024 Fund	20,000	22,323	0	0	10,000	10,000	20,000		0	0	-20,000	The appointments to the newly-created teaching items for FY 2024 will commence in July 2024, which is why there have been no accomplishments yet.
ii. Spill-over Funds (FYs 2020 to 2023)			4,780	0	0	0	4,780	2,115	704	2,819	-1,961	The hiring is still ongoing, and similar to the challenge encountered in the first quarter, there continues to be a lack of qualified applicants for specialized subjects in Junior High School and Senior High School.
INCLUSIVE EDUCATION PROGRAM												
Outcome Indicators												
1. Percentage of learners enrolled in:												
a. SNED (public)	0.69%					0.69%	0.69%					
	200,000					200,000	200,000					
b. ALIVE (both public and private)	0.62%					0.62%	0.62%					
	180,000					180,000	180,000					
c. IPED (public)	1.04%					1.04%	1.04%					
	303,170					303,170	303,170					
e. ALS	2.29%					2.29%	2.29%					
	667,732					667,732	667,732					
2. Percentage of learners provided with learning resources	4%					3.90%	3.90%					
	1,135,820					1,135,820	1,135,820					
Output Indicators												
1. Number of schools offering the following programs:												
a. ALIVE (public and private)	5,164					5,164	5,164					
b. IPED	3,635					3,635	3,635					
c. SNED	12,307					12,307	12,307					
2. Number of public schools provided with learning resources	38,194					38,194	38,194					
3. Percentage of reported errors in learning resources addressed	100%					100%	100%					
SUPPORT TO SCHOOLS AND LEARNERS PROGRAM												
Outcome Indicators												
1. Retention rate												
a. Elementary	98.00%				98.00%	98.00%	98.00%					
	SY 2023-2024											

Organizational Outcomes / Performance Indicators	FY 2024 GAA TARGETS	FY 2024 REVISED TARGETS	Physical Targets					Physical Accomplishment			Variance (Accomplishment - Target)	Remarks (Q2)
			1st Quarter	2nd Quarter	3rd Quarter	4th Quarter	Total	1st Quarter	2nd Quarter	Total		
(1)	(2)	(3)	(4)	(5)	(6)	(7)	(8 = 4+5+6+7)	(9)	(10)	(11 = 9 + 10)	(12 = 11-2)	(13)
b. Secondary (Grade 7 to 12)	95.50%				95.50%		95.50%					
2. Completion Rate	SY 2023-2024											
a. Elementary	94.56%				94.56%		94.56%					
b. Secondary (Grade 7 to 12)	83.07%				83.07%		83.07%					
3. Proportion of learners achieving at least nearly proficient in the National Achievement Test	SY 2023-2024											
a. Elementary (Grade 6)	54.00%					54.00%	54.00%					
b. Junior High School (Grade 10)	39.00%					39.00%	39.00%					
c. Senior High School (Grade 12)	27.00%					27.00%	27.00%					
SY 2023-2024												
Output Indicators												
1. Number of learners benefitting from the "School Feeding Program"	1,678,704	2,110,374			2,110,374		2,110,374		0	0	-1,678,704	
i.a FY 2024 Fund (Current), Nutritious Food Product (NFP)	1,678,704	2,110,374			2,110,374		2,110,374		0	0	-1,678,704	The increase in target resulted from the adjustment in feeding days, from 220 to 175 days, to align with the new school calendar. The feeding activity for the school year 2024-2025 will commence in August 2024.
i.b FY 2024 Fund (Current), Milk	1,678,704	2,110,374			2,110,374		2,110,374		0	0	-1,678,704	The increase in target resulted from the adjustment in feeding days, from 220 to 175 days, to align with the new school calendar. The feeding activity for the school year 2024-2025 will commence in August 2024.
ii.a FY 2023 Fund (Continuing), NFP (Remaining balance)			2,104,362				2,104,362	509,769	1,561,071	2,070,840	-33,522	There is an ongoing feeding of 33,522 (1.59%) learner-beneficiaries, while 2,070,840 (98.41%) have already been fed. Since the original target for 2023 was 1,678,704 beneficiaries based on the Nutritional Status of SY 2019-2022, there is an overachievement of 431,670 due to the additional enrollees identified as Severely Wasted and Wasted learners for SY 2023-2024, resulting in the revised target of 2,104,362.
ii.b FY 2023 Fund (Continuing), Milk (Remaining balance)			2,054,873				2,054,873	158,405	729,899	888,304	-1,166,569	Currently, there is an ongoing feeding of 860,756 (41.89%) learner-beneficiaries, while 888,304 (43.23%) have already been fed. The remaining 305,813 (14.88%) will be fed until July 2024 due to procurement issues that caused delays in implementation. Similar to the target for the 2023 Nutritious Food Product, the original target in 2023 was 1,678,704 beneficiaries based on the Nutritional Status of SY 2019-2022. Therefore, there is an overachievement of 376,169 due to the additional enrollees identified as Severely Wasted and Wasted learners in SY 2023-2024, resulting in the revised target of 2,054,873.
2. Number of Grantees:												
i. FY 2024 Fund (Current)	2,491,914		0	0	47,156	2,444,798	2,491,954	0	11,730	11,730	-2,480,224	
a. Education Service Contracting (ESC)	1,031,605					1,031,605	1,031,605	0	0	0	-1,031,605	Receiving billing statements for FY 2024-2025 will begin in the 2nd week of October 2024, which is why there are no accomplishments yet.
b. SHS Voucher	1,342,420					1,342,420	1,342,420	0	0	0	-1,342,420	
c. Joint Delivery Voucher Program	117,889				47,156	70,773	117,929	0	11,730	11,730	-106,159	The 11,730 early billings paid in the second quarter are due to the Government Assistance and Subsidies Office receiving an early submission of billing statements from the participating schools. Furthermore, the revised target of 47,156 in the second quarter was changed to zero and moved to the third quarter, while the previous third-quarter target was added to the fourth quarter. This is because the processing of billings, based on the timeline, is within the second semester of FY 2024.

Organizational Outcomes / Performance Indicators	FY 2024 GAA TARGETS	FY 2024 REVISED TARGETS	Physical Targets					Physical Accomplishment			Variance (Accomplishment - Target)	Remarks (Q2)
			1st Quarter	2nd Quarter	3rd Quarter	4th Quarter	Total	1st Quarter	2nd Quarter	Total		
(1)	(2)	(3)	(4)	(5)	(6)	(7)	(8 = 4+5+6+7)	(9)	(10)	(11 = 9 + 10)	(12 = 11-2)	(13)
ii. FY 2023 Continuing Fund (Remaining Balance)			397,463	42,748	0	0	440,211	50,037	42,748	92,785	-347,426	
a. Education Service Contracting			319,333	2,029			321,362	26,153	2,029	28,182	-293,180	The cause of the low achievement is the delayed submission of billing statements from the participating schools and ongoing reconciliation of data. Official data will be provided in the third quarter of 2024.
b. SHS Voucher			74,572	40,719			115,291	22,359	40,719	63,078	-52,213	Additionally, there was a decrease in the number of grantees for SY 2023-2024 compared to the previous school year, as the enrollment in private schools also decreased.
c. Joint Delivery Voucher Program			3,558				3,558	1,525	0	1,525	-2,033	Similar to the ESC, the cause of the low achievement for the Senior High School Voucher Program and Joint Delivery Voucher Program is the delayed submission of billing statements from the participating schools and the ongoing reconciliation of data.
EDUCATION HUMAN RESOURCE DEVELOPMENT PROGRAM												
Outcome Indicators												
1. Increase in percentage of public schools conducting schools learning action cell sessions		0%					0%	0%				According to the FY 2023 BAR-1 report, the target for public schools conducting Learning Action Cell (LAC) sessions has already reached 100%, with 47,383 schools participating. As a result, the target for FY 2024 has been set to 0%. Meanwhile, the Department, through NEAP, is proposing a new outcome indicator under the Education Human Resource Development Program that will focus on the quality of LAC session implementation.
Output Indicators												
1. Number of teachers and teaching-related staff trained			0	0	142,202	0	142,202	37,326	113,200	150,526	8,324	
i. FY 2024 Fund (Current)	142,202				142,202		142,202	30,305	92,538	122,843	-19,359	Two regions have not updated their physical accomplishment data for the first and second quarters, so the data provided is expected to increase once submitted. While other regions have provided data, some SDOs have yet to update their data before the set deadline.
ii. FY 2023 Fund (Continuing)							-	7,021	20,662	27,683	27,683	Conducted trainings are charged to FY 2023 funds' remaining allotment (savings), which is the reason for no target this FY 2024.
Prepared by:	In coordination with:					Approved by:						
 MARY JANE B. FELICIANO Chief, Planning and Programming Division Officer-In-Charge, Planning Service Date:	 CHOLITA F. TIONG Chief, Finance Service-Budget Division Date:					 ANNALYN M. SEVILLA Undersecretary or Finance Date: Digitally signed by Sevilla Annalyn Macam Date: 2024.07.30 15:54:52 +08'00'						

**List of DepEd Issued Policies
FY 2024**

DepEd Order No.	Second Quarter	Date of Issuance
1	Revocation of DepEd Order No. 023, s. 2023 (Assumption of Authority of the Department of Education Over the 14 Public Schools Affected by the Supreme Court Decision in G.R. No. 235316) Pursuant to the Memorandum of Agreement Between the City of Makati, the City of Taguig, and the Department of Education	January 15, 2024
2	Immediate Removal of Administrative Tasks of Public School Teachers	January 26, 2024
3	Amendment to DepEd Order No. 022, s. 2023 (Implementing Guidelines on the School Calendar and Activities for the School Year 2023–2024)	February 19, 2024
4	Guidelines in the Procurement of Goods Using the Supply and Delivery Strategy and Contract Implementation of Procurement of Goods in the Department of Education	March 11, 2024
5	Rationalization of Teachers' Workload in Public Schools and Payment of Teaching Overload DO_s2024_005	April 29, 2024
6	Adoption of the Public and Private Basic Education Complementarity Framework DO_s2024_006	May 16, 2024
7	Policy Guidelines on the Implementation of the Revised School-Based Management System DO_s2024_007	May 16, 2024
8	Amendment to DepEd Order No. 003, s. 2024 (Amendment to DepEd Order No. 022, s. 2023 [Implementing Guidelines on the School Calendar and Activities for School Year 2023–2024])	June 18, 2024

List of Reviewed Policies
FY 2024

Date of Review	Title
	First Quarter, 2024
1/3/2024	Implementing Guidelines on the Utilization of Support Funds for the Madrasah Education Program (MEP)
1/5/2024	PAGBASA AT PAGKUWENTA: PAG-ASA (P3) NATIONAL READING AND MATHEMATICS PROGRAMS
1/8/2024	Amendment to DepEd Order No. 022, s. 2023 (Implementing Guidelines on the School Calendar and Activities for School Year 2023-2024)
1/8/2024	Preventive Drug Education Policy
1/8/2024	National Guidelines on the Emergency Transfer of Learners Affected by Natural and Human-Induced Hazards in Basic Education Institutions
1/10/2024	Constitution of the members of the DepEd Task force for the Implementation of Project Pagbabago: Growing A Million Trees
1/12/2024	Amendments to DepEd Order No. 006, s. 2023 Guidelines on the Implementation of the Joint Delivery Voucher Program for Senior High School Technical-Vocational-Livelihood Specializations for SY 2022-2023
1/17/2024	Establishment of the Regional Procurement Monitoring Office (RPMPO) under the Procurement Strand
1/17/2024	Adoption of the Public-Private Basic Education Complementarity Framework
1/18/2024	Guidelines in the Preparation of Approved Budget for Contract (ABC) for Goods, and Services, Consulting Services, and Infrastructure Projects
1/19/2024	Policy Guidelines on Gifted and Talented Program
1/22/2024	Policy Guidelines on the Implementation of Blended Learning and Other Distance Learning Delivery Modalities (DLDMs) during Disasters and Emergencies and in Schools with Classroom Shortages
1/25/2024	Policy Guidelines on the Establishment of Alternative Learning System Community Learning Centers (ALS-CLC)
2/27/2024	Policy Guidelines on Individualized Education Plan (IEP) for Learners with Disabilities (LWDs)
2/19/2024	Guidelines on the Establishment, Management, and Operation of Library Hubs in School Division Offices
2/23/2024	Proposed Department Order for the Establishment of Market Survey-Technical Support Office (MS-TSO)
2/27/2024	Allocation, Utilization, and Reporting of the LCC Program Support Funds to DepEd Regional Offices
3/6/2024	Creating the Audit Observations and Findings Management Committees in the Central, Regional and School District Offices
3/21/2024	Guidelines on the Adoption of Electronic Documents, Electronic Signatures and Digital Signatures in Government Transactions with the Department of Education
3/21/2024	School Mental Health Program
Second Quarter, 2024	
4/4/2024	Manual of Regulations of Private Schools in Basic Education
12/4/2024	Amendment to DepEd Order No. 24, s. 2023 (Guidelines on the Provision of Supplementary Learning Resources for Public School Libraries and Library Hubs)
04/15/2024	Revised Policy Guidelines on the Implementation of the Night High School
04/22/2024	Policy Guidelines on the Safe Use of Technology in Teaching and Learning
04/24/2024	Guidelines on the Institutionalization of Alternative Learning System Senior High School (ALS SHS)
05/14/2024	Draft Revised Minimum Performance Standards and Specification (MPSS) for Enhanced Accessibility for DepEd School Buildings
05/28/2024	POLICY GUIDELINES ON THE IMPLEMENTATION OF THE MATATAG CURRICULUM
3/6/2024	IMPLEMENTING GUIDELINES ON THE SCHOOL CALENDAR AND ACTIVITIES FOR SCHOOL YEAR (SY) 2024-2025
7/6/2024	Guidelines on Recruitment, Selection, and Appointment to Higher Teaching Positions
06/19/2024	Implementing Rules and Regulations (IRR) of Republic Act No. 11358 (An Act Establishing a National Vision Screening Program for Kindergarten Pupils and Appropriating Funds Therefor)
06/25/2024	AMENDMENT TO DEPED ORDER NO. 033, S. 2022 (Use of NEAP Training Facility in Baguio Teachers Camp).

FY 2023 CONTINUING RESEARCH

Quarter 2

As of June 26, 2024

REGIONS	No. of Received Proposals	No of Approved Proposals	No. of Ongoing Research	No. of Completed Research	No. of Discontinued Research	Running Total of Completed FY 2023 Continuing Research
I	310	40	0	0	0	40
II	564	415	13	0	0	402
III	655	549	342	198	9	198
CALABARZON	1396	109	80	0	2	99
MIMAROPA	70	70	6	1	0	64
V	61	61	11	1	0	50
VI	624	146	146	0	0	0
VII	54	54	0	1	0	54
VIII	98	62	58	0	2	2
IX	681	277	4	0	75	198
X	104	104	4	0	0	100
XI	423	85	6	35	0	79
XII	201	80	5	6	0	75
CARAGA	210	69	4	3	3	62
CAR	109	36	13	11	0	23
NCR	100	76	0	4	10	66
TOTAL	5660	2233	692	260	101	1512